

90 V contact inserts

Contact inserts *revos* Ex




6-pole + ground Size 6



10-pole + ground Size 10



16-pole + ground Size 16



24-pole + ground Size 24



48-pole + ground Size 48



Description	Type	Part No.	P.U.
Contact inserts <i>revos</i> Ex 90 V			
6-pole + ground			
Male insert	EX STS 6 2,5 09IA	72.310.0653.9	10
Female insert	EX BUS 6 2,5 09IA	72.300.0653.9	10
Male insert, AU	EX STS 6 2,5 09IA AU	72.311.0653.9	10
Female insert, AU	EX BUS 6 2,5 09IA AU	72.301.0653.9	10
Contact inserts <i>revos</i> Ex 90 V			
10-pole + ground			
Male insert	EX STS 10 2,5 09IA	72.310.1053.9	10
Female insert	EX BUS 10 2,5 09IA	72.300.1053.9	10
Male insert, AU	EX STS 10 2,5 09IA AU	72.311.1053.9	10
Female insert, AU	EX BUS 10 2,5 09IA AU	72.301.1053.9	10
Contact inserts <i>revos</i> Ex 90 V			
16-pole + ground			
Male insert	EX STS 16 2,5 09IA	72.310.1653.9	10
Female insert	EX BUS 16 2,5 09IA	72.300.1653.9	10
Male insert, AU	EX STS 16 2,5 09IA AU	72.311.1653.9	10
Female insert, AU	EX BUS 16 2,5 09IA AU	72.301.1653.9	10
Contact inserts <i>revos</i> Ex 90 V			
24-pole + ground			
Male insert	EX STS 24 2,5 09IA	72.310.2453.9	10
Female insert	EX BUS 24 2,5 09IA	72.300.2453.9	10
Male insert, AU	EX STS 24 2,5 09IA AU	72.311.2453.9	10
Female insert, AU	EX BUS 24 2,5 09IA AU	72.301.2453.9	10
Contact inserts <i>revos</i> Ex 90 V			
48-pole + ground			
Male insert with wire protection, marked 1-24, 25-48	EX STS 48 2,5 09IA	72.310.4853.9	5
Female insert with wire protection, marked 1-24, 25-48	EX BUS 48 2,5 09IA	72.300.4853.9	5

Technical data

Rated voltage	90 V
Rated voltage according to UL/CSA	-
Rated impulse voltage	-
Rated current	Dependent on the wire cross section*)
Degree of pollution	3

Rated cross section

EN 60999	0.5 – 2.5 mm ²
UL	-
CSA	-

Contacts

Material	Copper alloy
Surface	Sn, Au
Insulation strip length	7 mm
Contact resistance	≤ 1,5 mΩ
Mating cycles	Sn 200 / Au 500

Screws

Mounting screws	H1 / 0.5 – 0.7 Nm
Clamping screws	H1 / 0.5 – 0.7 Nm
Ground conductor screws	H2 / 1.2 – 1.6 Nm
Temperature range	-20 ... +60 °C

Housing *revos* Ex

Size	Type	Page
Size	6Ex	226–229
Size	10Ex	230–233
Size	16Ex	234–237
Size	24Ex	238–241
Size	48Ex	242–245

See section "facts & DATA" for handling and assembly of the multipole connectors.

0344  I M1 Ex ia I

BVS 03 ATEX 184 X

EN 60079-0:2006 EN 60079-11:2007 EN 50303:2000

Special conditions for safe use:

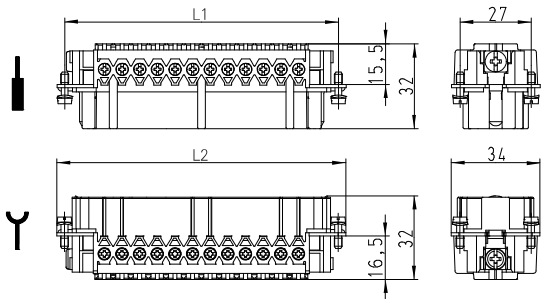
1. The heavy duty connectors must be attached to a device in such a way that a minimum protection rating of IP54 is maintained in accordance with EN 60529.
2. The heavy duty connectors can be used in an ambient temperature ranges from -20 °C to +60 °C.

*Wire cross section

Permitted wire cross section	Max. input current
1.5 mm ² bis 2.5 mm ²	16 A
1.0 mm ²	10 A
0.75 mm ²	6 A
0.5 mm ²	3 A

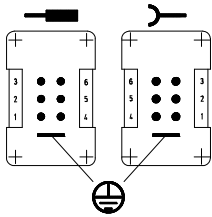
Dimensions

6-pole + ground – 48-pole + ground

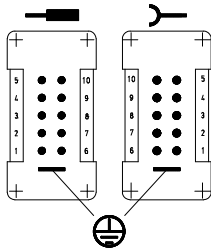


Number of poles	L1 [mm]	L2 [mm]
6	44.0	50.0
10	57.0	63.0
16	77.5	83.0
24	104.0	110.0
48	104.0	110.0

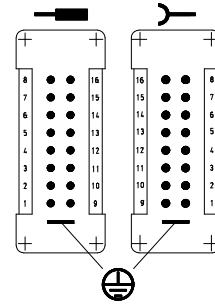
6-pole + ground



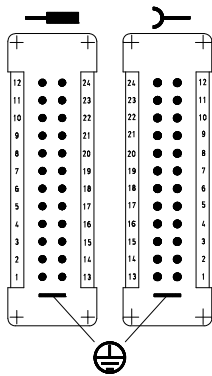
10-pole + ground



16-pole + ground



24-pole + ground



48-pole + ground

